



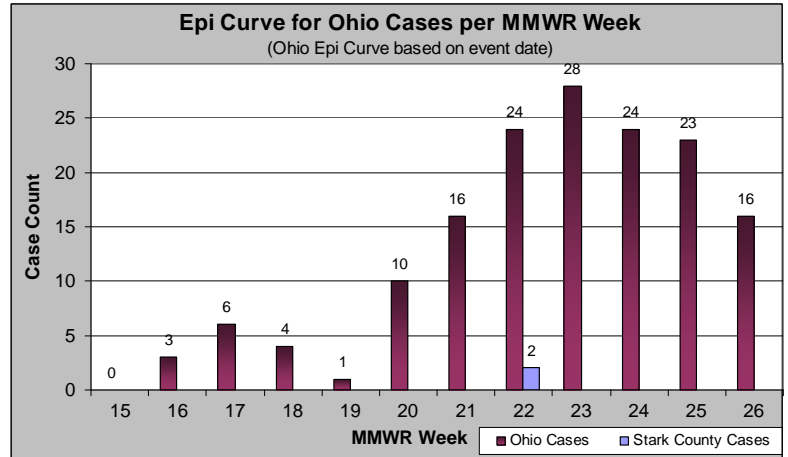
## STARK COUNTY INFLUENZA SNAPSHOT, WEEK 26

Week ending 4 July, 2009, with updates through 07/13/2009.

During week 26, influenza and influenza-like-illness activity is still present in Stark County.

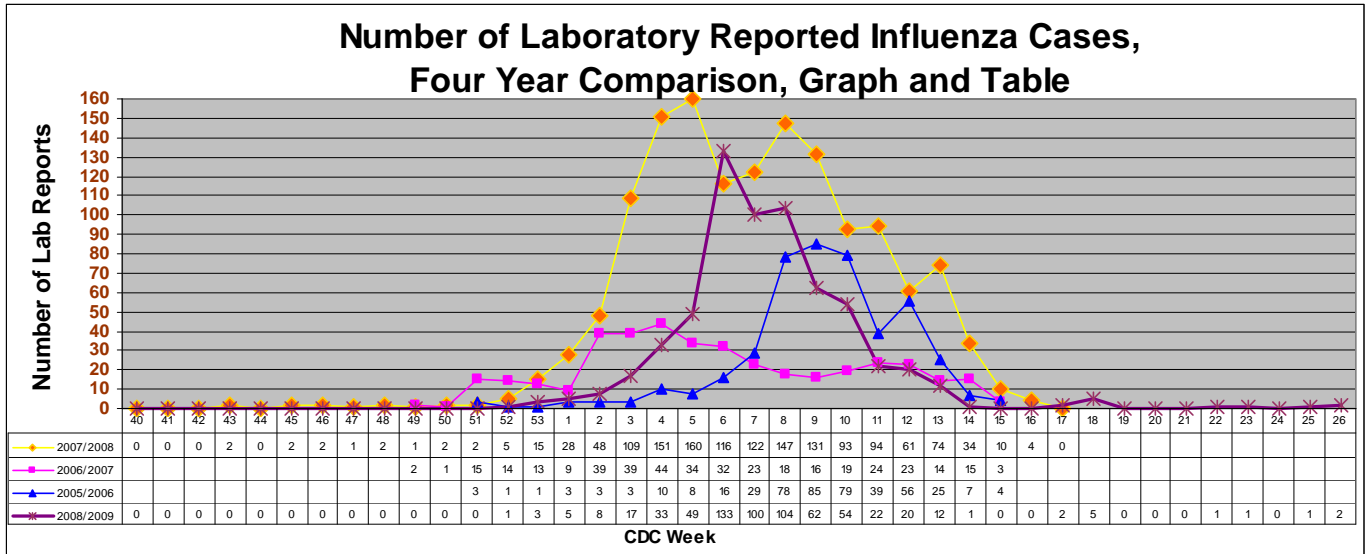
- **Novel H1N1 provisional summary of Ohio Cases:**

- Stark County confirmed **no** additional cases of *Novel Influenza A* in week 26.
- As of 07/13/2009, Ohio confirmed 158 cases of *Novel Influenza A* (H1N1). See Map 1.
- Dates of onset range from 04/22/2009 to 07/07/2009. (See Epi curve to the right)
- Cases range in age from 1 month to 69 years with a mean of 21.2 and a median of 16 years and a mode of 14 years.
- Cases are racially diverse with 80.4% White, 15.7% Black and 3.92% Other. The Hispanic population represents 8.51% of cases with completed responses.
- Predominant Symptoms include Fever (94%), Cough (85%), Sore Throat (56%), and Headache (40%).
- As of July 10, 2009, the CDC confirmed 37,246 confirmed and probable infections with pandemic influenza A (H1N1) virus and 211 deaths, at least 22 are pediatric.

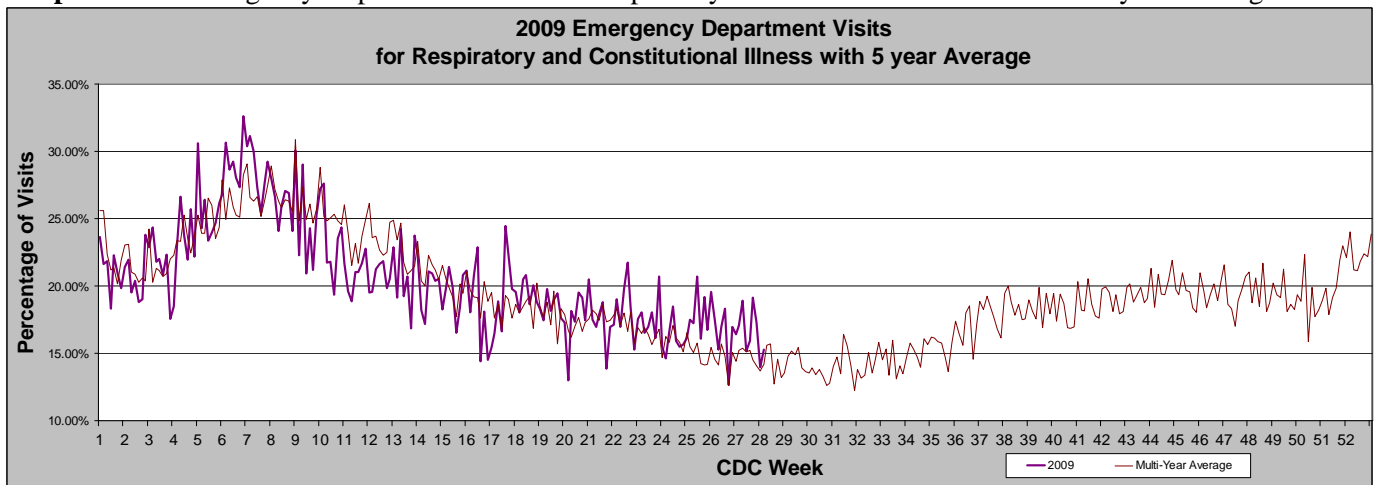


- In week 26, there were **2** reports of untyped influenza A in Stark County. (See graph 1) Note: three commercial rapid tests for type A Influenza in week 25 were culture negative and presumed to be false positives.
- Nationally, the CDC identified greater than **97%** of cocirculating strains of influenza A (seasonal influenza A (H1), A (H3), and *Novel* influenza) as **Novel H1N1**
- Antiviral Resistance testing from the CDC indicates that adamantanes are **not** effective against *Novel* H1N1 strain. Further, the World Health Organization reported the identification of oseltamivir **resistant** Novel H1N1 viruses' from three patients. The patients from Denmark Hong Kong, and Japan, did not have severe disease and recovered.
- Emergency Department visits for Constitutional and Respiratory visits **decreased** from week 25; however, they remained **elevated** at 14.7% above baseline data. (see graph 2)
- Only one Local Sentinel Provider provided ILI data during week 26 and reported no visits for ILI. Nationally sentinel Providers reported **declining** visits below baseline levels. (See Graph 3)
- Real-Time Outbreak and Disease Surveillance (RODS) data reflected weekly **increases** in both Thermometer and Cough/Cold product sales, however they both remain **below** the five-year average. (See Graph 4)
- Ohio continues to report **Sporadic** influenza activity. Note: Widespread geographical activity **increased** to 9 states in week 26, from 5 in week 25. (See Map 2)
- National Pneumonia and Influenza (P & I) Mortality Surveillance **raised slightly to 6.6%** of all deaths reported through the 122 Cities Mortality Reporting System as due to P & I. This percentage is **equal** to the epidemic threshold of 6.6% for week 26.

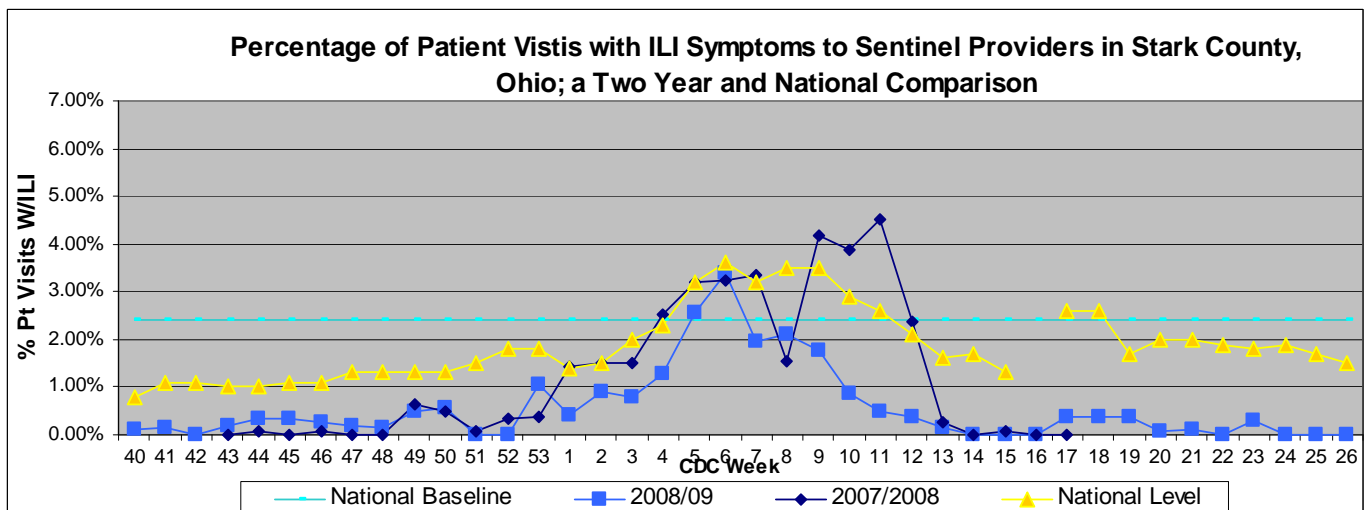
**Graph 1:** Number of medically identified cases of Influenza in Stark County, Ohio. (Cases reported from a medical provider or laboratory; established with a minimum of a rapid test confirmation).



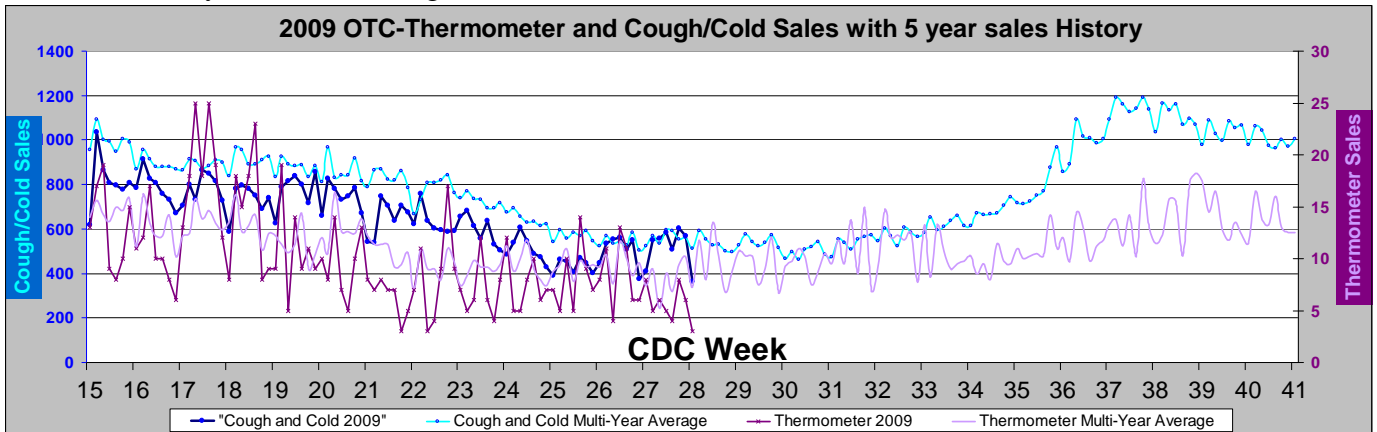
**Graph 2:** 2009 Emergency Department Visits for Respiratory and Constitutional Illness with 5 year Average.



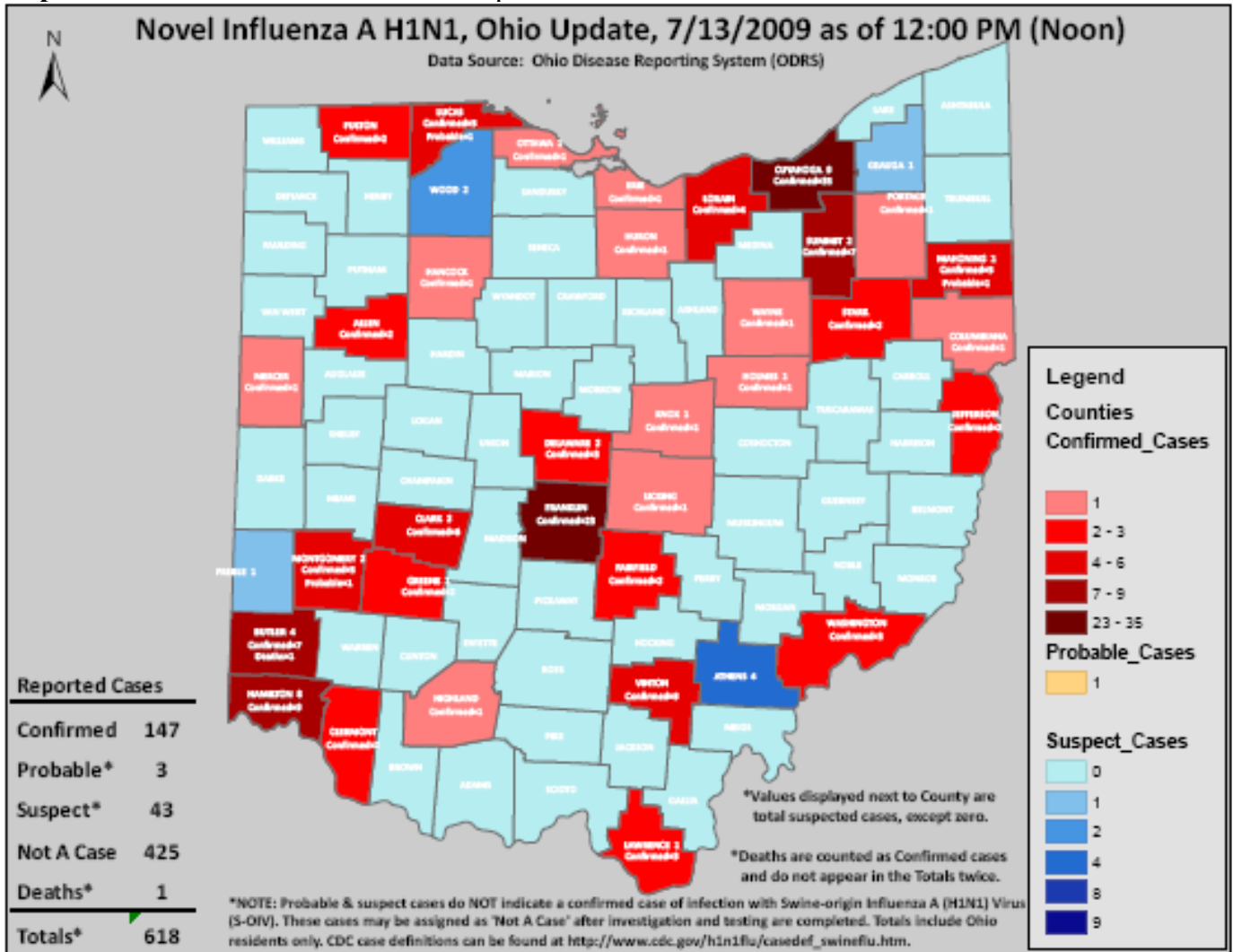
**Graph 3:** Sentinel Provider visits for ILI in Stark County Ohio and the Nation.



**Graph 4:** Sales of Over-The-Counter Cough/Cold Medications and Thermometers, as reported by RODS. (Note: secondary Y axis on the right for thermometer sales)



**Map 1:** Ohio Novel Influenza A H1N1 Map.



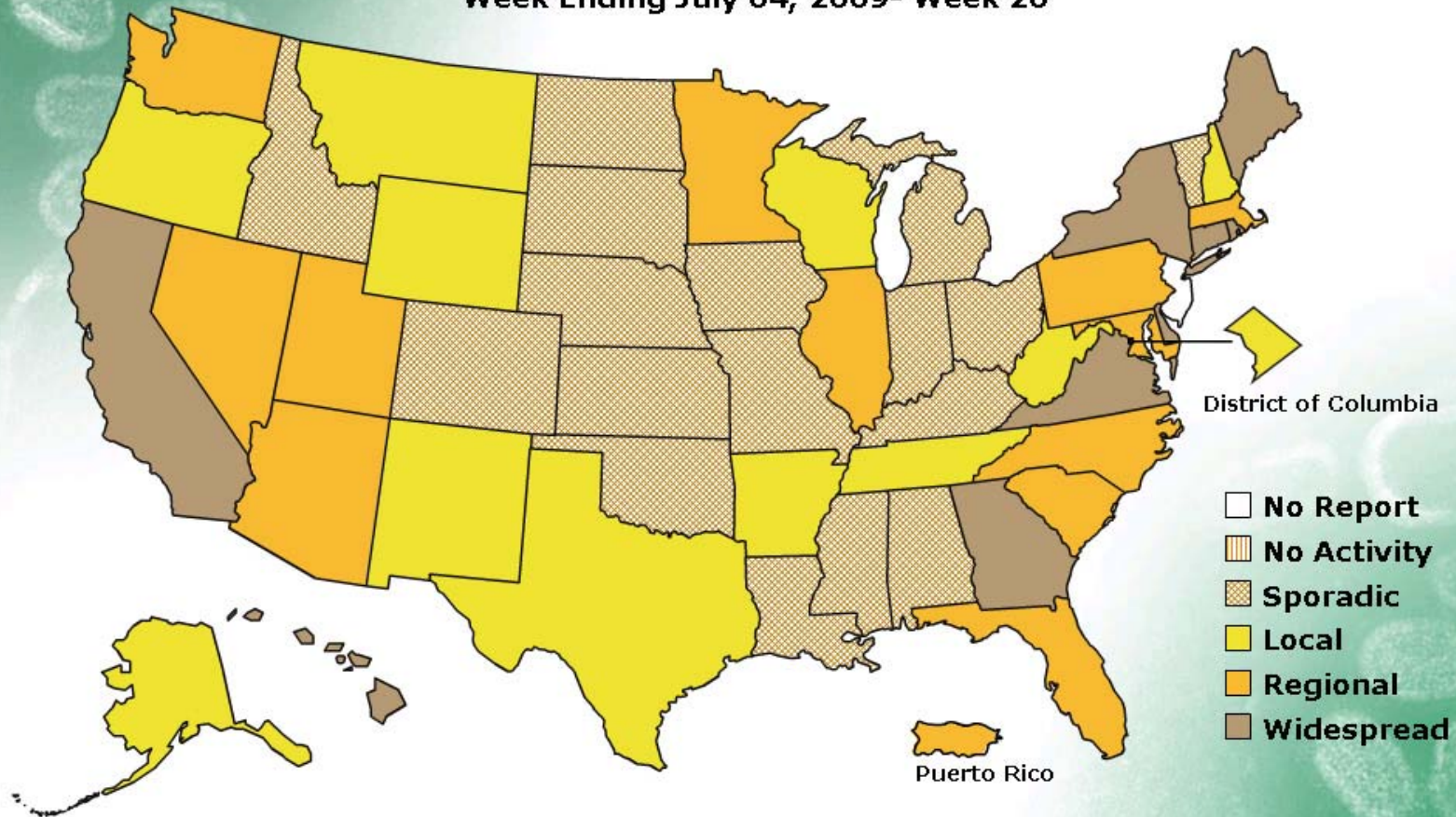
Map 2: National Influenza Activity. Source [www.cdc.gov/flu/weekly](http://www.cdc.gov/flu/weekly)



# FLUVIEW

**A Weekly Influenza Surveillance Report Prepared by the Influenza Division**  
**Weekly Influenza Activity Estimates Reported by State and Territorial Epidemiologists\***

**Week Ending July 04, 2009- Week 26**



\*This map indicates geographic spread and does not measure the severity of influenza activity.